



## ST. FRANCIS' CONVENT INTER COLLEGE

### HOLIDAY HOMEWORK FOR CLASS- NURSERY

SESSION- 2025-26

SUBJECT	TOPICS
ENGLISH	<u>LITERACY SKILL BOOK</u> - DO PAGES 15 TO 17, <u>RHYME</u> – REVISE RHYMES 1. BUTTERFLY 2. JACK AND JILL 3. EARLY TO BED.
HINDI	<u>अक्षर ज्ञान BOOK</u> –DO PAGES 6,7,8,19 and 20, <u>RHYME</u> – REVISE RHYMES 1. मछली जल की रानी है 2. हाथी बाबा 3. आलू-कचालू
MATHS	<u>NUMERACY SKILL BOOK</u> - DO PAGES 8,9,20,25,26 and 27 <u>RHYME</u> - REVISE RHYME FROM PAGE NO.24

### **PROJECT-**


# IN SCRAP BOOK MAKE DIFFERENT STROKE WITH HELP OF MATCHSTICK SUCH AS:

1. STANDING LINE
2. SLEEPING LINE
3. SLANTING LINE
4. LETTER L
5. LETTER T


# PASTE ANY FIVE PICTURE RELATED WITH SQUARE SHAPE OBJECTS.

NOTE: Take out the print out of those worksheet which we have provided with this.


Only color the things that start with L.



ਤ ਸੇ ਤਲੂ




TRACE AND COLOUR IT.



TRACE AND COLOUR IT.

COLOUR THE BUTTERFLY,




Have a great




VaCaTion!





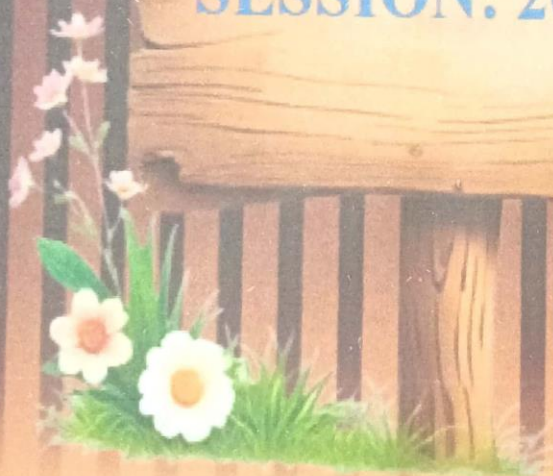
# ST. FRANCIS CONVENT INTER COLLEGE HOLIDAY HOMEWORK





**CLASS: L.K.G**

**SESSION: 2025-26**







# INSTRUCTIONS

## Students enrichment activities



- \* Use only crayons for colouring.
- \* All the worksheets to be kept in a folder with Name, Class, Section and Subjects mentioned.

## Rules for Summer Season

- \* Drink plenty of water.
- \* Eat watery fruits and vegetables.
- \* Don't go out in Sun.
- \* Complete your assignment on time.
- \* Holiday homework is of (10) Marks.
- \* Holiday homework submission (when the school re-opens)




# HOLIDAY HOMEWORK CLASS – L.K.G

ENGLISH 2025-26

Name: \_\_\_\_\_

Q.1 Circle and colour the correct picture for the given letter



Q.2 Match the following




Q.3 Circle the letter of sleeping and standing line:-

I C B L F Q R T P H


## HOLIDAY HOMEWORK CLASS – L.K.G

HINDI 2025-26


प्र०1: केवल आ से शुरू होने वाले चित्रों में रंग भरें ।



प्र०2: वर्ण इ पर गोला लगाओ ।



प्र०3: दिये गये आम के चित्र में रंग भरें ।

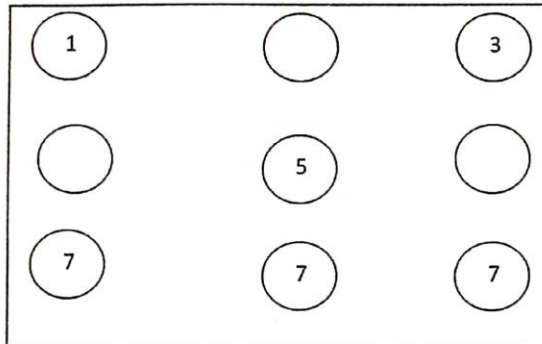






# HOLIDAY HOMEWORK CLASS – L.K.G

## MATHS 2025-26


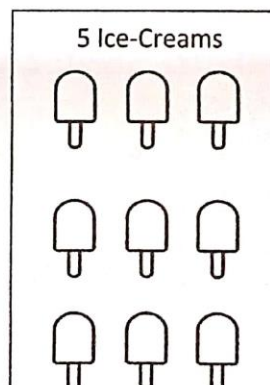
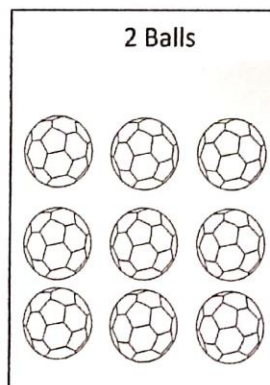

1. Write the Missing Numbers.



2. Hunt, count and write Number 2.



3. Colour the correct number of object.



# HOLIDAY HOMEWORK CLASS – L.K.G

2025-26

---

## Scrapbook activity instruction

1. Paste and name 4 pictures of pet animals.
2. Paste and name 4 pictures of wild animals.
3. Paste and name 4 pictures of water animals.
4. Paste a cut out of an Ice-cream.



Have a great



VaCaTion!



## ST. FRANCIS CONVENT INTER COLLEGE







**CLASS - UKG**  
**SESSION:- 2025-2026**



# INSTRUCTIONS

## Students enrichment activities

- \* All the subjects worksheet has to be done in an A-4 sheet
- \* Use only crayons for colouring.
- \* All the worksheets to be kept in a folder with Name, Class, Section and Subjects mentioned.



## Rules for Summer Season

- \* Drink plenty of water.
- \* Eat watery fruits and vegetables.
- \* Don't go out in Sun.
- \* Complete your assignment on time.
- \* Holiday homework is of (10) Marks.
- \* Holiday homework submission (when the school re-opens)





# ALL ABOUT ME

My name is : \_\_\_\_\_

Color your gender picture

I am a



Girl



Boy

I am \_\_\_\_\_ years old.

My birthday is : \_\_\_\_\_



My best friend is : \_\_\_\_\_

Color of my eyes : \_\_\_\_\_



My favorite



Food : \_\_\_\_\_



Color : \_\_\_\_\_



Animal : \_\_\_\_\_



Hobbies : \_\_\_\_\_



Subject : \_\_\_\_\_

When I grow up

I want to be....





DRAWING ACTIVITY

# FEELINGS



Happy



Surprised



Angry



Scared



Sad



tired

# Healthy or Unhealthy

Direction : Put the words in the correct column.

egg

burger

rice

fish

cake

fruit

milk

candies

juice

chicken


pizza

softdrink

## Healthy




## Unhealthy

# GOOD & BAD HABITS

Paste the Good and Bad habits in the respective box.

**Good Habits**

**Bad Habits**



running

not bathing

smoking

swimming

sleep all day

nail biting

watching TV

eat vegetables

reading book


eat fruits

fighting with friends

workout

# MY FAVORITE WILD ANIMAL

What is your favorite wild animal?  
Draw and write.



My favorite wild animal is

.....



Write 2 sentence about each picture

---

---

---



---

---

---



---

---

---



---

---

---











# Join the Words

Look at the pictures and  
arrange the words correctly.



	<div>R</div> <div>F</div> <div>O</div> <div>C</div>		<div>C</div> <div>O</div> <div>D</div>
<div></div> <div></div> <div></div> <div></div>		<div></div> <div></div> <div></div>	
	<div>A</div> <div>T</div> <div>C</div>		<div>F</div> <div>H</div> <div>S</div> <div>I</div>
<div></div> <div></div> <div></div>		<div></div> <div></div> <div></div> <div></div>	
	<div>I</div> <div>N</div> <div>S</div> <div>N</div> <div>A</div>		<div>P</div> <div>I</div> <div>C</div>
<div></div> <div></div> <div></div> <div></div> <div></div>		<div></div> <div></div> <div></div>	

# Name the Picture

Write down the word of the picture you see



1. चित्रों के सही नाम चुनिए :



४ अक्षर वाले रिक्त स्थान भरें



बर\_\_\_\_



अद\_\_\_\_



शर\_\_\_\_



कस\_\_\_\_



गर\_\_\_\_



थर\_\_\_\_



टम\_\_\_\_



अच\_\_\_\_



अज\_\_\_\_



शल\_\_\_\_



गप\_\_\_\_



तर\_\_\_\_

Find the sum.

$$1 \text{ mango} + 2 \text{ mangoes} = \square$$




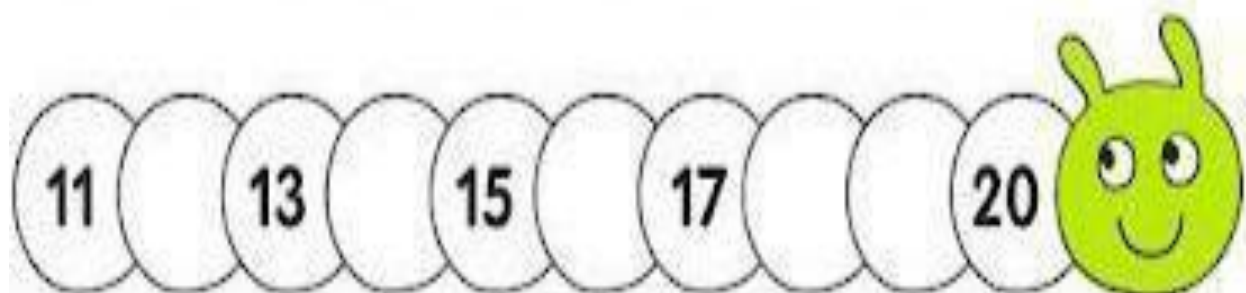
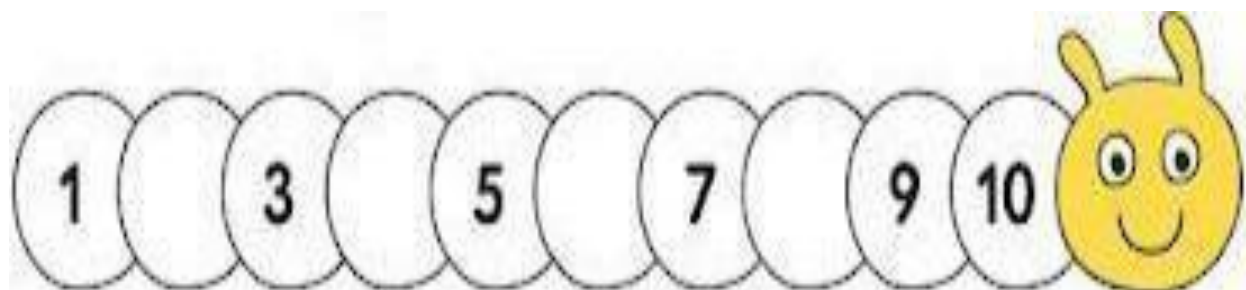
$$3 \text{ watermelon slices} + 3 \text{ watermelon slices} = \square$$

$$4 \text{ pears} + 3 \text{ pears} = \square$$


$$5 \text{ oranges} + 1 \text{ orange} = \square$$

$$6 \text{ strawberries} + 2 \text{ strawberries} = \square$$






Complete the crossword. Look at the pictures for clues.




Circle the correct picture in each box

I can move




I can grow




I can breathe




I can eat



I can feel




I can die




# Secret Sentences

Write the beginning sound of each picture to discover the secret sentence




--	--	--



--	--	--



--	--	--



--	--

--	--



--	--	--



--	--	--


Write the secret sentence:

--



# Let's read and color

1. The sun is yellow.
2. I saw a blue bird in the sky.
3. The grass is green.
4. There is an owl on the fence.
5. The owl is orange and the fence is gray.
6. The flowers are red.











**CLASS - 1**  
**SESSION:- 2025-2026**



# SUMMER



Summer is the hottest season.

The days get longer and the nights become shorter. Plants grow well in the warm sunlight. There are lots of green leaves on the trees.

# I'm the Summer Sun

( Sung to: I'm a Little Teapot)

**I'm the summer sun,**

Hold arms in a circle overhead

**I'm bright and hot.**

Nod head

**During the day I shine a lot**

Turn from side to side

**If you find a tree to give you shade**

Spread arms out and down

**You'll keep away from my hot rays**

Point to each other, then self

Found in: Storytime Treasures, July 2002

Name: \_\_\_\_\_

Date: \_\_\_\_\_


# ***My Summer Vacation Photos!***

**I visited** \_\_\_\_\_

**I played** \_\_\_\_\_

**I ate** \_\_\_\_\_

**I made** \_\_\_\_\_



**"SAY CHEESE!"**







Name: \_\_\_\_\_ Class & Section: \_\_\_\_\_

English 1

## VERBS

A VERB IS:



1. Choose the verbs. (Click on the verb.)

- |           |          |           |
|-----------|----------|-----------|
| a) *go    | *boy     | *happy    |
| b) *tree  | *washing | *mother   |
| c) *white | *frog    | *sleeping |

2. Select the best option. (Click the right option.)

a) Zara is \_\_\_\_\_ to a zoo.

- reading • going

b) My sisters are \_\_\_\_\_ with their dolls.

- playing • play



3. Look at the picture and drag the verbs to the right box.



reading

painting

swinging

looking

playing

flying

# Sentence Building

Arrange the words to form sentences. Write the correct sentences on the lines.



orange

is

The

sweet.



my

I

teeth.

brush



fly.

can

bat

The



likes

to

He

read.



hot.

The

sun

is

**READING PASSAGE**  
**GRADE 1**



# **BEARS**



The bear is a wild animal. It can be found in black, brown and white colour. It has sharp teeth and a lot of fur on its body. It can climb trees and eat fruits like berries. It loves to eat fish and honey. Bears can stand on their two front legs like human beings.





## A Little Progress Every Day

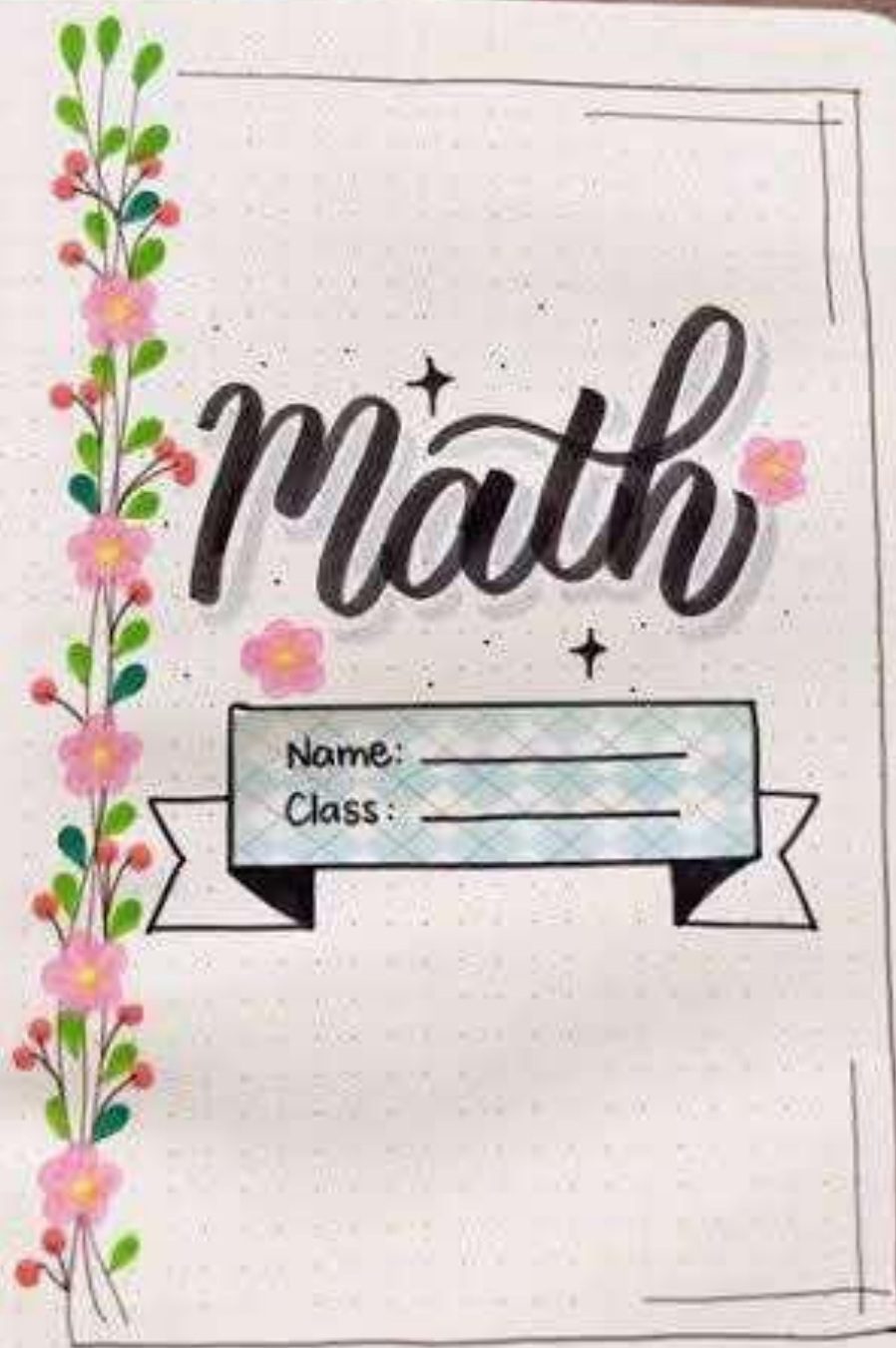
每天进步一点点

I open my English book. I repeat the words aloud. I do some simple exercises. I listen to English songs. I watch English cartoons. I read easy English stories. I practice English with my partner. I make progress every day and I will work hard to learn better.



JIMA\_600





Color the ice cream by checking the color of each ordinal position.

Color the seventh part pink



Color the first part green



Color the tenth part blue



Color the fifth part yellow



Color the ninth part red



Color the third part skyblue



Color the fourth part grey



Color the eighth part maroon



Color the sixth part dark green



Color the second part orange







Myself

My name is \_\_\_\_\_

I am \_\_\_\_\_ years old.

I am a \_\_\_\_\_ (boy/girl).

My birthday is on \_\_\_\_\_.

I study in class \_\_\_\_\_.

I live in \_\_\_\_\_.

I weigh \_\_\_\_\_ kilograms.

I love to eat \_\_\_\_\_.

I love to play \_\_\_\_\_.

My favourite cartoon is \_\_\_\_\_.

Colour me if  
you are a girl




Colour me if  
you are a boy



**Paste your photograph below:**

When I was a baby

My latest photograph



Skill: Knowing myself



Enjoy  
Summer  
*Holiday*



## **STUDENTS' ENRICHMENT PROJECT 2025-26**

### **CLASS – 1**

#### **ENGLISH**

- Do 5 pages writing in your writing notebook.
- Read 1 story from any story book and write its title, name the characters, paste or draw picture related to the same.  
(Quotes will be given by teachers)

#### **MATHEMATICS**

Make a multiplication \ table wheel

#### **ENVIRONMENTAL SCIENCE**

Paste pictures of any 4 festivals celebrated in India and write few lines about the festivals in a scrap book.

#### **COMPUTER SCIENCE**

Stick pictures of 5 places e.g. bank, school, home, office, etc where computers are used and write 2 lines on each.

#### **HINDI**

Make a swar and matra project (shown in the video).

**NOTE :-** All the work is to be done in 1 scrap book. •

# **STUDENT ENRICHMENT PROJECT**

## **CLASS 2**

### **ENGLISH-**

1. Write a poem on an A4 sheet and draw a picture related to it and decorate it using your own creativity.
2. Read any one-story book. Draw and name its characters. Write two sentences about what you learnt from the story.
3. Make a 4-line writing note book and do 6 pages as given by your class teacher.

### **MATHS**

Make a model showing 'MULTIPLICATION TABLE WHEEL'

### **E.V.S.-**

Make a project using A4 sheets on the topic 'FESTIVALS' (hint -paste pictures of all 3 types of festivals 2 pictures each and write 2 lines for each) use a milky file to compile the A4 sheets and write your name, class and section on it.

### **COMPUTER -**

Paste 2 pictures each for Input, Output and Storage devices and 2 lines on each (use A4 sheets to paste and write)

### **VALUE EDUCATION**

Make kind hearts. Make six hearts and write kind acts you have done.

### **HINDI**

1. Write 5 lines on Our national bird -PEACOCK- paste or draw a beautiful picture of it on an A4 sheet.
2. Do six-page writing of Hindi in your Cursive writing book.



## एक और अनेक

बच्चों आओ 'ए' की मात्रा लगाकर एक चीज़ से अनेक चीज़ें बनाते हैं।



एक

अनेक

केला



केले

1. बेटा



2. लड़का



3. ताला



4. तारा



5. सारा



6. हमारा



7. मेरा



8. जूता



9. गमला





## Addition by Regrouping/Vertical Addition

1.  $324 + 433$

$=$   hundreds +  tens +  ones +  hundreds +  tens +  ones

$=$   +  hundreds +  +  tens +  +  ones

$=$   hundreds +  tens +  ones  $=$

2. 

5	3	4
+ 2	6	3
<hr/>		

3. 

6	3	1
+ 2	6	8
<hr/>		

4. 

2	5	1
+ 3	4	7
<hr/>		

5. 

3	4	5
+ 5	3	1
<hr/>		

6.  $127 + 342 =$

7.  $546 + 453 =$

8. 

7	4	8
+ 1	9	3
<hr/>		

9. 

6	3	5
+ 2	7	7
<hr/>		

10. 

4	6	8
+ 1	9	7
<hr/>		

11. 

2	8	8
+ 4	4	3
<hr/>		

12.  $337 + 524 =$

13.  $245 + 386 =$

14.  $319 + 426 =$

15.  $415 + 191 =$

Adding three numbers

16. 

H	T	O
2	3	0
1	4	4
+ 3	2	5
<hr/>		

17. 

H	T	O
	4	7
2	2	1
+ 5	3	0
<hr/>		

18. 

H	T	O
4	2	1
1	3	6
+ 2	7	5
<hr/>		

19. 

H	T	O
	4	2
1	6	5
+ 3	8	7
<hr/>		



## Computer Systems and Components – Homework

Identify each device by writing their names and list whether they are input, output or storage devices.



Keyboard - Input





# Spelling

## Grade 2

Circle the word that is spelled correctly.

1. *anamal* *animal*

2. *bright* *brit*

3. *after* *aftur*

4. *eigt* *eight*

5. *agin* *again*

6. *always* *alwayz*

7. *befour* *before*

8. *another* *anothur*

9. *becuz* *because*

10. *count* *cownt*

# STUDENT ENRICHMENT PROJECT

## CLASS: 3

- ❖ **ENGLISH:** (i) “Imagine a world without Junk Food”. Write a paragraph describing what you think would happen if junk food was no longer available. How would people’s eating habits change? What impact would it have on their health and well-being?

(ii) Handwriting 6 pages- quotes given by the class teacher.

**GRAMMAR:** Activity: Take a cut out of a fish and write pair of different gender on it.



(ii) Read any one story book and draw its characters or representation of the story and write what you learn from the story.

- ❖ **MATHEMATICS:** Make multiplication calculator. Write and learn Multiplication Table 2 to 16
- ❖ **SCIENCE:** (i) Make a model of parts of plant.  
(ii) Paste pictures of any five birds along with their nest and write the materials they are made of.
- ❖ **SOCIAL STUDIES:** Paste pictures of rural and urban means of transport and write two sentences on it.
- ❖ **HINDI:** अंडों से तिल्ली बनने की प्रक्रिया में क्रकिने चरण आते हैं चित्र बनाकर तलखें।
- ❖ **COMPUTER:** Draw or stick pictures of any two input, output and storage devices and write brief description about each. Instructions will be given.

## **CLASS: 4**

### ❖ **ENGLISH**

1. Read any one book and draw its characters or representation of the story and write what you learnt from the story.
2. Project: My Favourite Tree or Plant  
Goal: Learn about plants and share what you know in a fun way. What to do:
  - a) Choose a tree or plant you like.
  - b) Draw a picture of the tree or plant.
  - c) Research the tree/plant:  
What is the name of the tree/plant? Where does it grow? How it looks (leaves, flowers, roots) How does it help humans, animals, or the environment? One interesting fact.
  - d) Action step:  
Write what you will do to protect trees/plants.
  - e) Handwriting 6 pages- quotes given by the class teacher.
3. Prepare a DIY word dictionary with minimum 5 words of each alphabet with meaning to enhance vocabulary. Use A4 sheets for this. Cover it with a beautiful cover and put a bookmark in it with a moral value written on the bookmark.

### ❖ **SOCIAL STUDIES**

1. Create a chart or poster showcasing different community helpers (e.g., doctors, teachers, police officers) and their roles.
2. Design a poster or slogan promoting environmental conservation

### ❖ **MATHEMATICS**

1. Solve the SUDOKU puzzles.
2. DIY multiplication calculator 11 TO 20 for roll no. 1 to 30 and 21 to 30 for roll no. 31 to last.
3. Do the given worksheet (mental maths and brain teasing puzzle).

### ❖ **COMPUTER**

On coloured A4 sheet draw or stick pictures of any four icons of Windows and write brief description about each of them.

(Stick this A4 sheet in the computer notebook.)



❖ **SCIENCE**

**Make any ONE Model**

1. **Project 1:** Digestive System Model

Draw a detailed model of the human digestive system on an A4-sized drawing sheet, showcasing the following components:

- a) Mouth
- b) Esophagus
- c) Stomach
- d) Small intestine
- e) Large intestine

**OR**

2. **Project 2:** Excretory System Model

Draw a detailed model of the human excretory system on an A4-sized drawing sheet, highlighting:

- a) Kidneys
- b) Ureters
- c) Urinary bladder
- d) Urethra

❖ **HINDI:**

- 1. 'ग्रीष्मकाल अवकाश यात्रा' का वर्णन लेकर बिड़ए (लगाइए)
- 2. 'वर्णन त्रि' पर तनबंध ललखकर तचत्र बनाएं।
- 3. LITERATURE पा★ 2, 3 के शब्दार्ण, EX. याद करना है।

---- x --

## **CLASS 5**

### ❖ **ENGLISH:**

1. Paste any five newspaper or magazine cutting of latest news. Find from the dictionary atleast five words from each alphabets and its meanings also
2. 'My Dream Room' draw your dream room and write a paragraph on it.
3. Read any one story book and draw its characters or representation of the story and write what you learn from the story.
4. Handwriting 6 pages- quotes given by the class teacher.

### ❖ **MATHEMATICS:**

2. Working model- Place value chart or Round off number

### ❖ **SCIENCE:**

1. Draw a diagram of a bone that can be added to human body and write any three functions of it.
2. Complete the worksheet given and a working model

### ❖ **SOCIAL STUDIES:**

1. Make a collage on the Life of Early Man.
2. Make a clay model of tools used by the Early man (any 5)

### ❖ **SUPW**- One Craft item

### ❖ **HINDI:**

1. 'प्रकृति हमारी तशक्षक' अनुच्छेद तलखकर पोस्टर बनाइए
2. अपने तमत्र के जन्मक्रदन पर बधाई पत्र तलखकर उपहार का चित्र बनाइए।

### 3. **LITERATURE**: Lesson 2, 3 शब्दार्ण, EX. याद करना ।

### ❖ **SANSKRIT:**

1. एकविन पुल्लिंग शब्द (पाँच)
2. द्विविन पुल्लिंग शब्द (पाँच)
3. तलखर तत्र कहर (तलहर)
4. पाँच वनों के नाम संस्कृि में तलखर तत्र कहर (तलहर)
5. जानकों के नाम संस्कृि कौपी में तलखर और याद करना (Pg. no. 129, 130)

### ❖ **COMPUTER:**

In your computer notebook stick pictures of one example each of all generation of computers, also

paste the technology used during every generation. Write two characteristics of each of all generation.  
Write question answers of Lesson 4 in your notebook.

----